

KEY FEATURES

- Program power: 800 / 180 W_{AES} (LF / HF)
- Sensitivity: 98 / 105 dB (1W / 1m) (LF / HF)
- 4" voice coil woofer
- 2.85" voice coil compression driver
- Common neodymium magnet system design
- Demodulating rings in both LF and HF units
- Composite titanium / polyester diaphragm
- Weatherproof LF cone
- 60° coverage horn for HF dispersion control



TECHNICAL SPECIFICATIONS

Nominal diameter	300 mm	12 in
Rated impedance (LF/HF)	8 / 16 Ω	
Minimum impedance (LF/HF)	6,8 / 11,3 Ω	
Power capacity ¹ (LF/HF)	400 / 90 W _{AES}	
Program power ² (LF/HF)	800 / 180 W	
Sensitivity (LF/HF) ³	98 dB	1W / 1m @ Z _N
	105 dB	1W / 1m @ Z _N
Frequency range	50 - 20.000 Hz	
Recom. HF crossover	1,5 kHz or higher	(12 dB/oct min slope)
Voice coil diameter (LF/HF)	101,6 mm	4 in
	72,4 mm	2,85 in
BI factor	21,4	N/A
Moving mass	0,064	kg
Voice coil length	16	mm
Air gap height	9	mm
X_{damage} (peak to peak)	28	mm

Notes:

¹ The power capacity is determined according to AES2-1984 (r2003) standard.

² Program power is defined as power capacity + 3 dB.

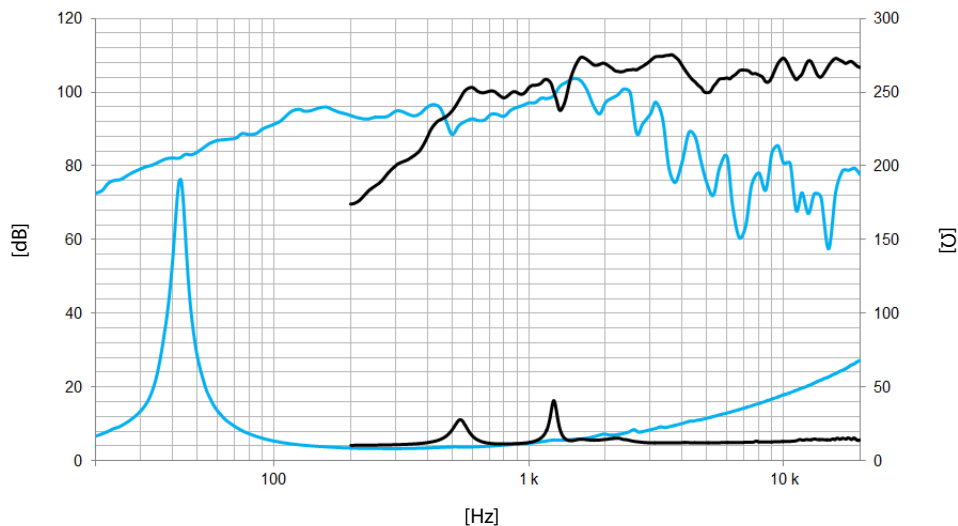
³ Sensitivity was measured at 1m distance, on axis, with 1W input, averaged in the range 1 - 7 kHz.

⁴ T-S parameters are measured after an exercise period using a preconditioning power test. The measurements are carried out with a velocity-current laser transducer and will reflect the long term parameters (once the loudspeaker has been working for a short period of time).

⁵ The X_{max} is calculated as (L_{vc} - H_{ag})/2 + (H_{ag}/3,5), where L_{vc} is the voice coil length and H_{ag} is the air gap height.

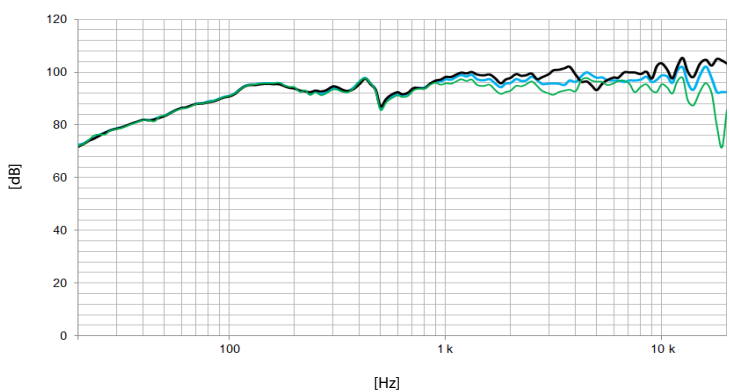
THIELE-SMALL PARAMETERS⁴

Resonant frequency, f_s	45 Hz
D.C. Voice coil resistance, R_e	6,6 Ω
Mechanical Quality Factor, Q_{ms}	7,1
Electrical Quality Factor, Q_{es}	0,26
Total Quality Factor, Q_{ts}	0,25
Equivalent Air Volume to C_{ms}, V_{as}	88,5 l
Mechanical Compliance, C_{ms}	207 μm / N
Mechanical Resistance, R_{ms}	2,5 kg / s
Efficiency, η₀	2,75 %
Effective Surface Area, S_d	0,055 m ²
Maximum Displacement, X_{max} ⁵	6 mm
Displacement Volume, V_d	210 cm ³
Voice Coil Inductance, L_e	1 mH



Note: Frequency response measured with loudspeaker standing on infinite baffle in anechoic chamber, 1W @ 1m

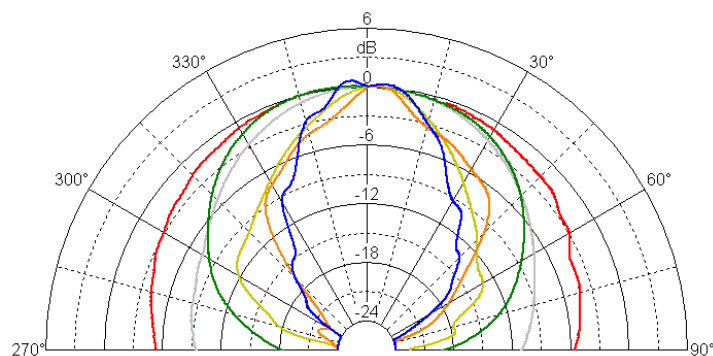
FILTERED FREQUENCY RESPONSE



— 0 degrees — 30 degrees — 60 degrees

Note: Filtered frequency response measured with loudspeaker standing on infinite baffle in anechoic chamber, 1W @ 1m using filter FD-2XA

POLAR PATTERN



— 0,5 kHz — 1 kHz — 2 kHz — 4 kHz — 8 kHz — 16 kHz

MOUNTING INFORMATION

Overall diameter	312 mm	12,3 in
Bolt circle diameter	298 mm	11,7 in
Baffle cutout diameter:		
- Front mount	283 mm	11,1 in
Depth	153 mm	6,0 in
Net weight	6,5 kg	14,3 lb
Shipping weight	7,2 kg	15,8 lb

DIMENSION DRAWING

