

KEY FEATURES

- High power handling: 400 / 50 W program power
- High sensitivity: 94 / 102 dB (1W / 1m) (LF / HF)
- 2" / 1" voice coil (LF/HF)
- Shorting cap for extended response
- Weatherproof paper cone with Santoprene™ surround
- CONEX spider
- Extended controlled displacement: $X_{max} \pm 5$ mm
- 32 mm peak-to-peak excursion before damage
- PM4 diaphragm for natural sound
- Excellent off-axis response
- 70° coverage horn for HF dispersion control



TECHNICAL SPECIFICATIONS

Nominal diameter	165 mm	6,5 in
Rated impedance (LF/HF)		8 / 8 Ω
Minimum impedance (LF/HF)		5,3 / 6,0 Ω
Power capacity ¹ (LF/HF)	200 / 25 W _{AES}	
Program power ² (LF/HF)	400 / 50 W	
Sensitivity (LF/HF) ³	94 dB	1W / 1m @ Z_N
	102 dB	1W / 1m @ Z_N
Frequency range	60 - 20.000 Hz	
Recom. HF crossover	3,5 kHz or higher	(12 dB/oct min slope)
Voice coil diameter (LF/HF)	50,8 mm	2 in
	25,4 mm	1 in
BI factor		9,2 N/A
Moving mass		0,014 kg
Voice coil length		13 mm
Air gap height		7 mm
X_{damage} (peak to peak)		32 mm

Notes:

¹ The power capacity is determined according to AES2-1984 (r2003) standard.

² Program power is defined as power capacity + 3 dB.

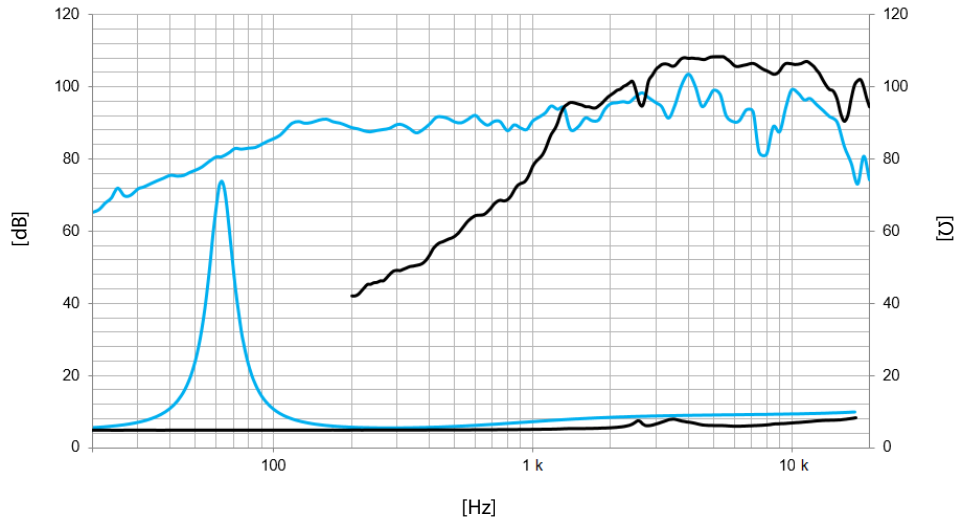
³ Sensitivity was measured at 1m distance, on axis, with 1W input, averaged in the range 1 - 7 kHz.

⁴ T-S parameters are measured after an exercise period using a preconditioning power test. The measurements are carried out with a velocity-current laser transducer and will reflect the long term parameters (once the loudspeaker has been working for a short period of time).

⁵ The X_{max} is calculated as $(L_{vc} - H_{ag})/2 + (H_{ag}/3,5)$, where L_{vc} is the voice coil length and H_{ag} is the air gap height.

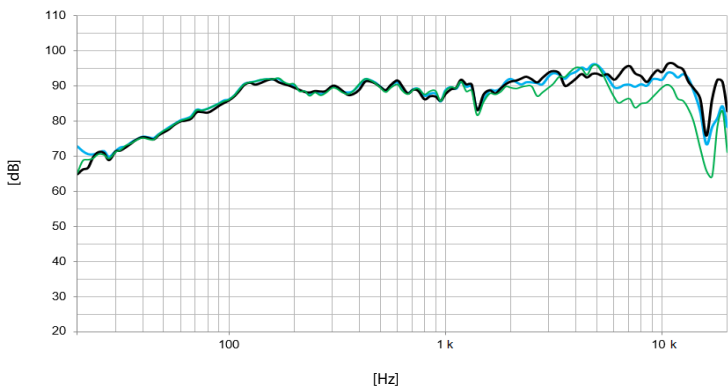
THIELE-SMALL PARAMETERS⁴

Resonant frequency, f_s	65 Hz
D.C. Voice coil resistance, R_e	4,9 Ω
Mechanical Quality Factor, Q_{ms}	5,1
Electrical Quality Factor, Q_{es}	0,34
Total Quality Factor, Q_{ts}	0,32
Equivalent Air Volume to C_{ms}, V_{as}	10,5 l
Mechanical Compliance, C_{ms}	408 $\mu\text{m} / \text{N}$
Mechanical Resistance, R_{ms}	1,1 kg / s
Efficiency, η_0	0,8 %
Effective Surface Area, S_d	0,0135 m ²
Maximum Displacement, X_{max}⁵	5 mm
Displacement Volume, V_d	64 cm ³
Voice Coil Inductance, L_e	0,3 mH



Note: Frequency response measured with loudspeaker standing on infinite baffle in anechoic chamber, 1W @ 1m

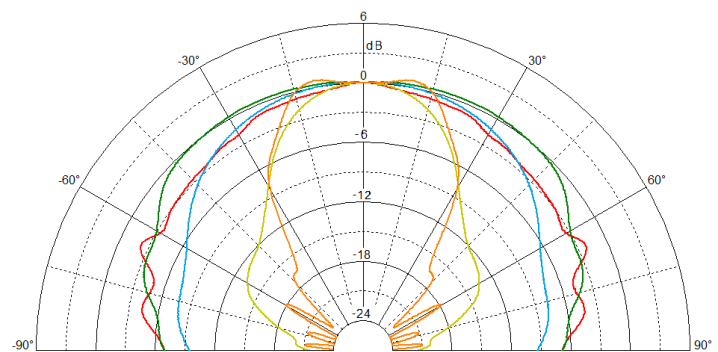
FILTERED FREQUENCY RESPONSE



— 0 degrees — 35 degrees — 70 degrees

Note: Filtered frequency response measured with loudspeaker standing on infinite baffle in anechoic chamber, 1W @ 1m using filter FD-2CXFe

POLAR PATTERN



— 1 kHz — 2 kHz — 4 kHz — 8 kHz — 16 kHz

MOUNTING INFORMATION

Overall diameter	188 mm	7,4 in
Bolt circle diameter	172 mm	6,8 in
Baffle cutout diameter:		
- Front mount	145 mm	5,7 in
Depth	115 mm	4,5 in
Volume displaced by driver	0,55 l	0,02 ft ³
Net weight	3,6 kg	7,9 lb
Shipping weight	4,0 kg	8,8 lb

DIMENSION DRAWING

